

STATEMENT OF APPROPRIATIONS, ALLOTMENTS, OBLIGATIONS, DISBURSEMENTS AND BALANCES
As of the Quarter Ending June 30, 2018

Department : Department of Foreign Affairs (DFA)
Agency : Foreign Service Institute
Operating Unit : N/A
Organization Code (UACS) : 120020000000
Fund Cluster : 01 - Regular Agency Fund

Authorization Report Status : 01 - Current Year Appropriations
Submitted

Particulars	UACS CODE	Appropriation			Allotments					Current Year Obligations					Current Year Disbursements					Balances																										
		Authorized Appropriation	Adjustments (To)/From, Realignment)	Adjusted Appropriations	Allotments Received	Adjustments (Withdrawal, Realignment)	Transfer To	Transfer From	Adjusted Total Allotments	1st Quarter Ending March 31	2nd Quarter Ending June 30	3rd Quarter Ending Sept. 30	4th Quarter Ending Dec. 31	Total	1st Quarter Ending March 31	2nd Quarter Ending June 30	3rd Quarter Ending Sept. 30	4th Quarter Ending Dec. 31	Total	Unreleased Appropriations	Unobligated Allotment	Unpaid Obligations (16-20) = (23+24)																								
																						Due and Demandable	Not Yet Due and Demandable																							
1	2	3	4	5=(3+4)	6	7	8	9	10=(6+(-17))	11	12	13	14	15=(11+12+13+14)	16	17	18	19	20=(16+17+18+19)	21=(5-10)	22=(10-15)	23	24																							
I. Agency Specific Budget																																														
Specific Budgets of National																																														
1101101																																														
General Administration and Support	1000000000000000	20,370,000.00		20,370,000.00	20,370,000.00				20,370,000.00	4,527,534.92	6,826,884.63			11,354,419.55	3,862,769.39	6,128,442.28			9,991,211.67		9,015,580.45	568,667.33	794,540.55																							
General management and supervision	100000100001000	20,370,000.00		20,370,000.00	20,370,000.00				20,370,000.00	4,527,534.92	6,826,884.63			11,354,419.55	3,862,769.39	6,128,442.28			9,991,211.67		9,015,580.45	568,667.33	794,540.55																							
PS		11,668,000.00		11,668,000.00	11,668,000.00				11,668,000.00	2,652,160.83	4,782,302.93			7,434,463.76	2,651,800.83	4,213,995.60			6,865,796.43		4,233,536.24	568,667.33																								
MOOE		8,701,000.00		8,701,000.00	8,701,000.00				8,701,000.00	1,874,374.09	2,044,581.70			3,918,955.79	1,209,968.56	1,914,446.68			3,124,415.24		4,782,044.21		794,540.55																							
Fin Ex		1,000.00		1,000.00	1,000.00				1,000.00	1,000.00			1,000.00	1,000.00				1,000.00																												
Operations	3000000000000000	60,702,000.00		60,702,000.00	60,702,000.00				60,702,000.00	8,138,145.36	17,177,572.28			25,315,717.64	7,886,451.97	14,871,028.73			22,757,480.70		35,386,282.36	1,436,458.94	1,121,778.00																							
OO : Competency of DFA personnel enhanced	3100000000000000	60,702,000.00		60,702,000.00	60,702,000.00				60,702,000.00	8,138,145.36	17,177,572.28			25,315,717.64	7,886,451.97	14,871,028.73			22,757,480.70		35,386,282.36	1,436,458.94	1,121,778.00																							
FOREIGN SERVICE PERSONNEL DEVELOPMENT AND TECHNICAL RESEARCH PROGRAM	3101000000000000	60,702,000.00		60,702,000.00	60,702,000.00				60,702,000.00	8,138,145.36	17,177,572.28			25,315,717.64	7,886,451.97	14,871,028.73			22,757,480.70		35,386,282.36	1,436,458.94	1,121,778.00																							
Formulation, development, conduct of personnel development and technical research and publication and dissemination of studies on	310100100001000	60,702,000.00		60,702,000.00	60,702,000.00				60,702,000.00	8,138,145.36	17,177,572.28			25,315,717.64	7,886,451.97	14,871,028.73			22,757,480.70		35,386,282.36	1,436,458.94	1,121,778.00																							
PS		35,811,000.00		35,811,000.00	35,811,000.00				35,811,000.00	7,128,118.32	12,635,780.72			19,763,899.04	7,066,338.32	11,489,919.65			18,536,257.97		16,047,100.95	1,227,641.07																								
MOOE		24,457,000.00		24,457,000.00	24,457,000.00				24,457,000.00	1,008,027.04	4,541,791.56			5,549,818.60	816,113.65	3,401,109.08			4,219,222.73		18,907,181.40	208,817.87	1,121,778.00																							
Fin Ex		2,000.00		2,000.00	2,000.00				2,000.00	2,000.00			2,000.00	2,000.00				2,000.00																												
CO		432,000.00		432,000.00	432,000.00				432,000.00										432,000.00																											
Sub-Total, Agency-Specific		81,072,000.00		81,072,000.00	81,072,000.00				81,072,000.00	12,665,680.28	24,004,456.91			36,670,137.19	11,749,221.36	20,999,471.01			32,748,692.37		44,401,862.81	2,005,126.27	1,916,318.55																							
PS		47,479,000.00		47,479,000.00	47,479,000.00				47,479,000.00	9,780,279.15	17,418,083.65			27,198,362.80	9,718,139.15	15,683,915.25			25,402,054.40		20,280,637.20	1,796,308.40																								
MOOE		33,158,000.00		33,158,000.00	33,158,000.00				33,158,000.00	2,882,401.13	6,586,373.26			9,468,774.39	2,028,082.21	5,315,555.76			7,343,637.97		23,689,225.61	208,817.87	1,916,318.55																							
Fin Ex		3,000.00		3,000.00	3,000.00				3,000.00	3,000.00			3,000.00	3,000.00				3,000.00																												
CO		432,000.00		432,000.00	432,000.00				432,000.00										432,000.00																											
II. Automatic Appropriations																																														
Retirement and Life Insurance																																														
1104102																																														
General Administration and Support	1000000000000000	968,000.00		968,000.00	968,000.00				968,000.00	230,257.44	231,295.61			461,553.05	230,257.44	231,295.61			461,553.05		506,446.95																									
General management and supervision	100000100001000	968,000.00		968,000.00	968,000.00				968,000.00	230,257.44	231,295.61			461,553.05	230,257.44	231,295.61			461,553.05		506,446.95																									
PS		968,000.00		968,000.00	968,000.00				968,000.00	230,257.44	231,295.61			461,553.05	230,257.44	231,295.61			461,553.05		506,446.95																									
Operations	3000000000000000	2,886,000.00		2,886,000.00	2,886,000.00				2,886,000.00	678,935.83	677,474.00			1,356,409.83	678,817.14	677,474.00			1,356,291.14		1,529,590.17	118.69																								
OO : Competency of DFA personnel enhanced	3100000000000000	2,886,000.00		2,886,000.00	2,886,000.00				2,886,000.00	678,935.83	677,474.00			1,356,409.83	678,817.14	677,474.00			1,356,291.14		1,529,590.17	118.69																								
FOREIGN SERVICE PERSONNEL DEVELOPMENT AND TECHNICAL RESEARCH PROGRAM	3101000000000000	2,886,000.00		2,886,000.00	2,886,000.00				2,886,000.00	678,935.83	677,474.00			1,356,409.83	678,817.14	677,474.00			1,356,291.14		1,529,590.17	118.69																								
Formulation, development, conduct of personnel development and technical research and publication and dissemination of studies on	310100100001000	2,886,000.00		2,886,000.00	2,886,000.00				2,886,000.00	678,935.83	677,474.00			1,356,409.83	678,817.14	677,474.00			1,356,291.14		1,529,590.17	118.69																								
PS		2,886,000.00		2,886,000.00	2,886,000.00				2,886,000.00	678,935.83	677,474.00			1,356,409.83	678,817.14	677,474.00			1,356,291.14		1,529,590.17	118.69																								
Sub-Total, Automatic Appropriations		3,854,000.00		3,854,000.00	3,854,000.00				3,854,000.00	909,193.27	908,769.61			1,817,962.88	909,074.58	908,769.61			1,817,844.19		2,036,037.12	118.69																								
PS		3,854,000.00		3,854,000.00	3,854,000.00				3,854,000.00	909,193.27	908,769.61			1,817,962.88	909,074.58	908,769.61			1,817,844.19		2,036,037.12	118.69																								
MOOE																																														
Fin Ex																																														
CO																																														
III. Special Purpose Fund																																														
Pension and Gratuity Fund																																														
1101407																																														
Purpose	4000000000000000		1,789,442.00	1,789,442.00	1,789,442.00				1,789,442.00	894,719.96				894,719.96	894,719.96				894,719.96		894,722.04																									
Pension and Gratuity Fund	4008000000000000		1,789,442.00	1,789,442.00	1,789,442.00				1,789,442.00	894,719.96				894,719.96	894,719.96				894,719.96		894,722.04																									
Pension and Gratuity Fund	4008000000000000		894,721.00	894,721.00	894,721.00				894,721.00										894,721.00																											
Pension and Gratuity Fund			894,721.00	894,721.00	894,721.00				894,721.00										894,721.00																											
For payment of monetization of leave credits	40080000000004000		894,721.00	894,721.00	894,721.00				894,721.00	894,719.96				894,719.96	894,719.96				894,719.96		1.04																									
PS			894,721.00	894,721.00	894,721.00				894,721.00	894,719.96				894,719.96	894,719.96				894,719.96		1.04																									

STATEMENT OF APPROPRIATIONS, ALLOTMENTS, OBLIGATIONS, DISBURSEMENTS AND BALANCES
As of the Quarter Ending June 30, 2018

Department : Department of Foreign Affairs (DFA)
Agency : Foreign Service Institute
Operating Unit : N/A
Organization Code (UACS) : 12002000000
Fund Cluster : 01 - Regular Agency Fund

Authorization Report Status : 01 - Current Year Appropriations
: Submitted

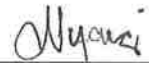
Particulars	UACS CODE	Appropriation			Allotments					Current Year Obligations					Current Year Disbursements					Balances			
		Authorized Appropriation	Adjustments (To)/From, Realignment	Adjusted Appropriations	Allotments Received	Adjustments (Withdrawal, Realignment)	Transfer To	Transfer From	Adjusted Total Allotments	1st Quarter Ending March 31	2nd Quarter Ending June 30	3rd Quarter Ending Sept. 30	4th Quarter Ending Dec. 31	Total	1st Quarter Ending March 31	2nd Quarter Ending June 30	3rd Quarter Ending Sept. 30	4th Quarter Ending Dec. 31	Total	Unreleased Appropriations	Unobligated Allotment	Unpaid Obligations	
																						Due and Demandable	Not Yet Due and Demandable
1	2	3	4	5=(3+4)	6	7	8	9	10=(6+(-)7)	11	12	13	14	15=(11+12+13+14)	16	17	18	19	20=(16+17+18+19)	21=(5-10)	22=(10-15)	23	24
Sub-Total, SPF			894,721.00	894,721.00	894,721.00				894,721.00	894,719.96				894,719.96	894,719.96				894,719.96		1.04		
PS			894,721.00	894,721.00	894,721.00				894,721.00	894,719.96				894,719.96	894,719.96				894,719.96		1.04		
MOOE																							
Fin Ex																							
CO																							
GRAND TOTAL		84,926,000.00	894,721.00	85,820,721.00	85,820,721.00				85,820,721.00	14,469,593.51	24,913,226.52			39,382,820.03	13,553,015.90	21,908,240.62			35,461,256.52		46,437,900.97	2,005,244.96	1,916,318.55
PS		51,333,000.00	894,721.00	52,227,721.00	52,227,721.00				52,227,721.00	11,584,192.38	18,326,853.26			29,911,045.64	11,521,933.69	16,592,684.86			28,114,618.55		22,316,675.36	1,796,427.09	1,796,427.09
MOOE		33,158,000.00		33,158,000.00	33,158,000.00				33,158,000.00	2,882,401.13	6,586,373.26			9,468,774.39	2,028,082.21	5,315,555.76			7,343,637.97		23,689,225.61	208,817.87	1,916,318.55
Fin Ex		3,000.00		3,000.00	3,000.00				3,000.00	3,000.00				3,000.00	3,000.00			3,000.00					
CO		432,000.00		432,000.00	432,000.00				432,000.00												432,000.00		

This report was generated using the Unified Reporting System on 10/07/2018 14:14

Certified Correct:

Certified Correct:

Approved By:


MARY ANN M. FAIGAO
Budget Officer


VERONICA V. MANIPIS
Accountant III


CARMELITA S. MARASIGAN
Officer-In-Charge, Foreign Service Institute

SUMMARY OF APPROPRIATIONS, ALLOTMENTS, OBLIGATIONS, DISBURSEMENTS AND BALANCES BY OBJECT OF EXPENDITURES
As of the Quarter Ending June 30, 2018

Department : Department of Foreign Affairs (DFA)
Agency : Foreign Service Institute
Operating Unit : N/A
Organization Code (UACS) : 12002000000
Funding Source Code (as clustered) : 01 - Regular Agency Fund

Authorization Report Status : 01 - Current Year Appropriations
Submitted

Particulars	UACS CODE	Appropriation		Allotments					Current Year Obligations					Current Year Disbursements					Balances				
		Authorized Appropriation	Adjustments (Transfer To/From Realignment)	Adjusted Appropriations	Allotments Received	Adjustments (Withdrawal, Realignment)	Transfer To	Transfer From	Adjusted Total Allotments	1st Quarter Ending March 31	2nd Quarter Ending June 30	3rd Quarter Ending Sept. 30	4th Quarter Ending Dec. 31	Total	1st Quarter Ending March 31	2nd Quarter Ending June 30	3rd Quarter Ending Sept.	4th Quarter Ending Dec. 31	Total	Unreleased Appropriations	Unobligated Allotment	Unpaid Obligations (15-20) = (23+24)	
1	2	3	4	5=(3+4)	6	7	8	9	10=(6+(7-8)+9)	11	12	13	14	15=(11+12+13+14)	16	17	18	19	20=(16+17+18+19)	21=(5-10)	22=(10-15)	23	24
Salaries and Wages	5010100000	33,094,000.00	(43,000.00)	33,051,000.00	33,094,000.00	(43,000.00)	0	0	33,051,000.00	7,784,965.12	12,921,156.16	0	0	20,706,121.28	7,784,965.12	11,519,901.76	0	0	19,304,866.88	0	12,344,876.72	1,401,254.40	0
Salaries and Wages - Regular	5010101000	32,118,000.00	(43,000.00)	32,075,000.00	32,118,000.00	(43,000.00)	0	0	32,075,000.00	7,569,847.00	12,553,103.97	0	0	20,122,950.97	7,569,847.00	11,276,716.52	0	0	18,846,563.52	0	11,952,049.03	1,276,387.45	0
Basic Salary - Civilian	5010101001	32,118,000.00	(43,000.00)	32,075,000.00	32,118,000.00	(43,000.00)	0	0	32,075,000.00	7,569,847.00	12,553,103.97	0	0	20,122,950.97	7,569,847.00	11,276,716.52	0	0	18,846,563.52	0	11,952,049.03	1,276,387.45	0
Salaries and Wages - Casual/Contractual	5010102000	976,000.00	0	976,000.00	976,000.00	0	0	0	976,000.00	215,118.12	368,052.19	0	0	583,170.31	215,118.12	243,185.24	0	0	458,303.36	0	392,829.69	124,866.95	0
Salaries and Wages - Casual/Contractual	5010102000	976,000.00	0	976,000.00	976,000.00	0	0	0	976,000.00	215,118.12	368,052.19	0	0	583,170.31	215,118.12	243,185.24	0	0	458,303.36	0	392,829.69	124,866.95	0
Other Compensation	5010200000	13,731,000.00	43,000.00	13,774,000.00	13,731,000.00	43,000.00	0	0	13,774,000.00	1,841,357.85	4,324,215.00	0	0	6,165,572.85	1,779,217.85	3,999,455.00	0	0	5,778,672.85	0	7,608,427.15	386,900.00	0
Personal Economic Relief Allowance (PERA)	5010201000	2,184,000.00	0	2,184,000.00	2,184,000.00	0	0	0	2,184,000.00	527,832.85	877,400.00	0	0	1,405,232.85	527,832.85	532,400.00	0	0	1,060,232.85	0	778,767.15	345,000.00	0
PERA - Civilian	5010201001	2,184,000.00	0	2,184,000.00	2,184,000.00	0	0	0	2,184,000.00	527,832.85	877,400.00	0	0	1,405,232.85	527,832.85	532,400.00	0	0	1,060,232.85	0	778,767.15	345,000.00	0
Representation Allowance (RA)	5010202000	282,000.00	0	282,000.00	282,000.00	0	0	0	282,000.00	45,000.00	45,000.00	0	0	90,000.00	45,000.00	45,000.00	0	0	90,000.00	0	192,000.00	0	0
Representation Allowance (RA)	5010202000	282,000.00	0	282,000.00	282,000.00	0	0	0	282,000.00	45,000.00	45,000.00	0	0	90,000.00	45,000.00	45,000.00	0	0	90,000.00	0	192,000.00	0	0
Transportation Allowance (TA)	5010203000	282,000.00	0	282,000.00	282,000.00	0	0	0	282,000.00	45,000.00	45,000.00	0	0	90,000.00	45,000.00	45,000.00	0	0	90,000.00	0	192,000.00	0	0
Transportation Allowance (TA)	5010203001	282,000.00	0	282,000.00	282,000.00	0	0	0	282,000.00	45,000.00	45,000.00	0	0	90,000.00	45,000.00	45,000.00	0	0	90,000.00	0	192,000.00	0	0
Clothing/Uniform Allowance	5010204000	455,000.00	43,000.00	498,000.00	455,000.00	43,000.00	0	0	498,000.00	498,000.00	0	0	0	498,000.00	498,000.00	0	0	0	498,000.00	0	0	0	0
Clothing/Uniform Allowance - Civilian	5010204001	455,000.00	43,000.00	498,000.00	455,000.00	43,000.00	0	0	498,000.00	498,000.00	0	0	0	498,000.00	498,000.00	0	0	0	498,000.00	0	0	0	0
Honoraria	5010210000	4,266,000.00	0	4,266,000.00	4,266,000.00	0	0	0	4,266,000.00	725,525.00	856,925.00	0	0	1,582,450.00	663,385.00	877,165.00	0	0	1,540,550.00	0	2,883,550.00	41,900.00	0
Honoraria - Civilian	5010210001	4,266,000.00	0	4,266,000.00	4,266,000.00	0	0	0	4,266,000.00	725,525.00	856,925.00	0	0	1,582,450.00	663,385.00	877,165.00	0	0	1,540,550.00	0	2,883,550.00	41,900.00	0
Year End Bonus	5010214000	2,676,000.00	0	2,676,000.00	2,676,000.00	0	0	0	2,676,000.00	0	0	0	0	0	0	0	0	0	0	0	2,676,000.00	0	0
Bonus - Civilian	5010214001	2,676,000.00	0	2,676,000.00	2,676,000.00	0	0	0	2,676,000.00	0	0	0	0	0	0	0	0	0	0	0	2,676,000.00	0	0
Cash Gift	5010215000	455,000.00	0	455,000.00	455,000.00	0	0	0	455,000.00	0	0	0	0	0	0	0	0	0	0	0	455,000.00	0	0
Cash Gift - Civilian	5010215001	455,000.00	0	455,000.00	455,000.00	0	0	0	455,000.00	0	0	0	0	0	0	0	0	0	0	0	455,000.00	0	0
Other Bonuses and Allowances	5010299000	3,131,000.00	0	3,131,000.00	3,131,000.00	0	0	0	3,131,000.00	0	2,499,890.00	0	0	2,499,890.00	0	2,499,890.00	0	0	2,499,890.00	0	631,110.00	0	0
Productivity Enhancement Incentive - Civilian	5010299012	455,000.00	0	455,000.00	455,000.00	0	0	0	455,000.00	0	0	0	0	0	0	0	0	0	0	0	455,000.00	0	0
Mid-Year Bonus - Civilian	5010299036	2,676,000.00	0	2,676,000.00	2,676,000.00	0	0	0	2,676,000.00	0	2,499,890.00	0	0	2,499,890.00	0	2,499,890.00	0	0	2,499,890.00	0	176,110.00	0	0
Personnel Benefit Contributions	5010300000	547,000.00	0	547,000.00	547,000.00	0	0	0	547,000.00	152,156.18	152,773.64	0	0	304,929.82	152,156.18	152,773.64	0	0	304,929.82	0	242,076.18	0	0
Pay-IBIG Contributions	5010302000	110,000.00	0	110,000.00	110,000.00	0	0	0	110,000.00	26,800.00	26,600.00	0	0	53,400.00	26,800.00	26,600.00	0	0	53,400.00	0	56,600.00	0	0
Pay-IBIG - Civilian	5010302001	110,000.00	0	110,000.00	110,000.00	0	0	0	110,000.00	26,800.00	26,600.00	0	0	53,400.00	26,800.00	26,600.00	0	0	53,400.00	0	56,600.00	0	0
PhilHealth Contributions	5010303000	327,000.00	0	327,000.00	327,000.00	0	0	0	327,000.00	98,956.18	99,673.64	0	0	198,629.82	98,956.18	99,673.64	0	0	198,629.82	0	128,370.18	0	0
PhilHealth - Civilian	5010303001	327,000.00	0	327,000.00	327,000.00	0	0	0	327,000.00	98,956.18	99,673.64	0	0	198,629.82	98,956.18	99,673.64	0	0	198,629.82	0	128,370.18	0	0
Employees Compensation Insurance Premiums (ECIP)	5010304000	110,000.00	0	110,000.00	110,000.00	0	0	0	110,000.00	26,400.00	26,500.00	0	0	52,900.00	26,400.00	26,500.00	0	0	52,900.00	0	57,100.00	0	0
ECIP - Civilian	5010304001	110,000.00	0	110,000.00	110,000.00	0	0	0	110,000.00	26,400.00	26,500.00	0	0	52,900.00	26,400.00	26,500.00	0	0	52,900.00	0	57,100.00	0	0
Other Personnel Benefits	5010400000	107,000.00	0	107,000.00	107,000.00	0	0	0	107,000.00	1,800.00	19,938.85	0	0	21,738.85	1,800.00	11,784.85	0	0	13,584.85	0	85,261.15	8,154.00	0
Other Personnel Benefits	5010499000	107,000.00	0	107,000.00	107,000.00	0	0	0	107,000.00	1,800.00	19,938.85	0	0	21,738.85	1,800.00	11,784.85	0	0	13,584.85	0	85,261.15	8,154.00	0
Lump-sum for Step Increments - Length of Service	5010499010	80,000.00	0	80,000.00	80,000.00	0	0	0	80,000.00	0	17,688.85	0	0	17,688.85	0	10,134.85	0	0	10,134.85	0	62,311.15	7,554.00	0
Loyalty Award - Civilian	5010499015	5,000.00	0	5,000.00	5,000.00	0	0	0	5,000.00	0	0	0	0	0	0	0	0	0	0	0	5,000.00	0	0
Other Personnel Benefits	5010499099	22,000.00	0	22,000.00	22,000.00	0	0	0	22,000.00	1,800.00	2,250.00	0	0	4,050.00	1,800.00	1,650.00	0	0	3,450.00	0	17,950.00	600.00	0
Maintenance and Other Operating Expenses	5020100000	33,158,000.00	0	33,158,000.00	33,158,000.00	0	0	0	33,158,000.00	2,882,401.13	6,586,373.26	0	0	9,468,774.39	2,028,082.21	5,315,555.76	0	0	7,343,637.97	0	23,689,225.61	208,817.87	1,916,318.55
Traveling Expenses	5020100000	2,233,000.00	0	2,233,000.00	2,233,000.00	0	0	0	2,233,000.00	66,229.42	747,234.54	0	0	813,963.96	66,229.42	634,017.72	0	0	664,747.14	0	1,419,036.04	149,216.82	0
Traveling Expenses - Local	5020101000	1,278,000.00	0	1,278,000.00	1,278,000.00	0	0	0	1,278,000.00	55,844.00	65,971.00	0	0	121,815.00	19,844.00	101,971.00	0	0	121,815.00	0	1,156,185.00	0	0
Traveling Expenses - Local	5020101000	1,278,000.00	0	1,278,000.00	1,278,000.00	0	0	0	1,278,000.00	55,844.00	65,971.00	0	0	121,815.00	19,844.00	101,971.00	0	0	121,815.00	0	1,156,185.00	0	0
Traveling Expenses - Foreign	5020102000	955,000.00	0	955,000.00	955,000.00	0	0	0	955,000.00	10,885.42	681,263.54	0	0	692,148.96	10,885.42	532,046.72	0	0	542,932.14	0	262,851.04	149,216.82	0

SUMMARY OF APPROPRIATIONS, ALLOTMENTS, OBLIGATIONS, DISBURSEMENTS AND BALANCES BY OBJECT OF EXPENDITURES
As of the Quarter Ending June 30, 2018

Department : Department of Foreign Affairs (DFA)
Agency : Foreign Service Institute
Operating Unit : N/A
Organization Code (UACS) : 12002000000
Funding Source Code (as clustered) : 01 - Regular Agency Fund

Authorization : 01 - Current Year Appropriations
Report Status : Submitted

Particulars	UACS CODE	Appropriation		Allotments						Current Year Obligations				Current Year Disbursements				Balances					
		Authorized Appropriation	Adjustments (Transfer To/From Realignment)	Adjusted Appropriations	Allotments Received	Adjustments (Withdrawal, Realignment)	Transfer To	Transfer From	Adjusted Total Allotments	1st Quarter Ending March 31	2nd Quarter Ending June 30	3rd Quarter Ending Sept. 30	4th Quarter Ending Dec. 31	Total	1st Quarter Ending March 31	2nd Quarter Ending June 30	3rd Quarter Ending Sept.	4th Quarter Ending Dec. 31	Total	Unreleased Appropriations	Unobligated Allotment	Unpaid Obligations (15-20) = (23+24)	
1	2	3	4	5=(3+4)	6	7	8	9	10=(6+(-7)+8+9)	11	12	13	14	15=(11+12+13+14)	16	17	18	19	20=(16+17+18+19)	21=(5-10)	22=(10-15)	23	24
Confidential, Intelligence and Extraordinary Expenses	5021000000	248,000.00	0	248,000.00	248,000.00	0	0	0	248,000.00	56,698.89	18,768.50	0	0	75,467.39	48,402.82	27,064.57	0	0	75,467.39	0	172,532.61	0	0
Extraordinary and Miscellaneous Expenses	5021003000	248,000.00	0	248,000.00	248,000.00	0	0	0	248,000.00	56,698.89	18,768.50	0	0	75,467.39	48,402.82	27,064.57	0	0	75,467.39	0	172,532.61	0	0
Extraordinary and Miscellaneous Expenses	5021003000	248,000.00	0	248,000.00	248,000.00	0	0	0	248,000.00	56,698.89	18,768.50	0	0	75,467.39	48,402.82	27,064.57	0	0	75,467.39	0	172,532.61	0	0
Professional Services	5021100000	1,481,000.00	0	1,481,000.00	1,481,000.00	0	0	0	1,481,000.00	158,695.65	364,021.48	0	0	522,717.13	152,214.29	362,741.97	0	0	514,956.26	0	958,282.87	7,760.87	0
Consultancy Services	5021103000	745,000.00	0	745,000.00	745,000.00	0	0	0	745,000.00	0	0	0	0	0	0	0	0	0	0	0	745,000.00	0	0
Other Professional Services	5021199000	736,000.00	0	736,000.00	736,000.00	0	0	0	736,000.00	158,695.65	364,021.48	0	0	522,717.13	152,214.29	362,741.97	0	0	514,956.26	0	213,282.87	7,760.87	0
General Services	5021200000	1,680,000.00	0	1,680,000.00	1,680,000.00	0	0	0	1,680,000.00	211,719.86	498,091.60	0	0	709,811.46	211,439.31	498,372.15	0	0	709,811.46	0	970,188.54	0	0
Janitorial Services	5021202000	1,680,000.00	0	1,680,000.00	1,680,000.00	0	0	0	1,680,000.00	211,719.86	498,091.60	0	0	709,811.46	211,439.31	498,372.15	0	0	709,811.46	0	970,188.54	0	0
Repairs and Maintenance	5021300000	375,000.00	0	375,000.00	375,000.00	0	0	0	375,000.00	22,785.85	54,393.30	0	0	77,179.15	20,528.34	56,650.81	0	0	77,179.15	0	297,820.85	0	0
Repairs and Maintenance - Machinery and Equipment	5021305000	170,000.00	0	170,000.00	170,000.00	0	0	0	170,000.00	0	32,040.00	0	0	32,040.00	0	32,040.00	0	0	32,040.00	0	137,960.00	0	0
Machinery	5021305001	20,000.00	0	20,000.00	20,000.00	0	0	0	20,000.00	0	0	0	0	0	0	0	0	0	0	0	20,000.00	0	0
Office Equipment	5021305002	100,000.00	0	100,000.00	100,000.00	0	0	0	100,000.00	0	19,800.00	0	0	19,800.00	0	19,800.00	0	0	19,800.00	0	80,200.00	0	0
Information and Communication Technology Equipment	5021305003	50,000.00	0	50,000.00	50,000.00	0	0	0	50,000.00	0	12,240.00	0	0	12,240.00	0	12,240.00	0	0	12,240.00	0	37,760.00	0	0
Repairs and Maintenance - Transportation Equipment	5021306000	185,000.00	0	185,000.00	185,000.00	0	0	0	185,000.00	22,785.85	22,353.30	0	0	45,139.15	20,528.34	24,610.81	0	0	45,139.15	0	139,860.85	0	0
Motor Vehicles	5021306001	185,000.00	0	185,000.00	185,000.00	0	0	0	185,000.00	22,785.85	22,353.30	0	0	45,139.15	20,528.34	24,610.81	0	0	45,139.15	0	139,860.85	0	0
Repairs and Maintenance - Furniture and Fixtures	5021307000	20,000.00	0	20,000.00	20,000.00	0	0	0	20,000.00	0	0	0	0	0	0	0	0	0	0	0	20,000.00	0	0
Taxes, Insurance Premiums and Other Fees	5021500000	168,000.00	0	168,000.00	168,000.00	0	0	0	168,000.00	106,722.97	34,821.00	0	0	141,543.97	106,722.97	34,821.00	0	0	141,543.97	0	26,456.03	0	0
Fidelity Bond Premiums	5021502000	70,000.00	(10,000.00)	60,000.00	70,000.00	(10,000.00)	0	0	60,000.00	283.50	34,821.00	0	0	35,104.50	283.50	34,821.00	0	0	35,104.50	0	24,895.50	0	0
Insurance Expenses	5021503000	98,000.00	10,000.00	108,000.00	98,000.00	10,000.00	0	0	108,000.00	106,439.47	0	0	0	106,439.47	0	0	0	0	106,439.47	0	1,560.53	0	0
Other Maintenance and Operating Expenses	5029900000	2,201,000.00	0	2,201,000.00	2,201,000.00	0	0	0	2,201,000.00	446,767.25	992,500.00	0	0	1,439,267.25	299,639.89	243,449.36	0	0	543,089.25	0	761,732.75	0	896,178.00
Advertising Expenses	5029901000	24,000.00	0	24,000.00	24,000.00	0	0	0	24,000.00	0	0	0	0	0	0	0	0	0	0	0	24,000.00	0	0
Printing and Publication Expenses	5029902000	400,000.00	0	400,000.00	400,000.00	0	0	0	400,000.00	8,400.00	115,250.00	0	0	123,650.00	8,400.00	0	0	0	8,400.00	0	276,350.00	0	115,250.00
Representation Expenses	5029903000	188,000.00	0	188,000.00	188,000.00	0	0	0	188,000.00	24,410.00	4,250.00	0	0	28,660.00	24,410.00	4,250.00	0	0	28,660.00	0	159,340.00	0	0
Rent/Lease Expenses	5029905000	1,150,000.00	0	1,150,000.00	1,150,000.00	0	0	0	1,150,000.00	324,200.00	773,400.00	0	0	1,097,600.00	253,199.64	121,500.36	0	0	374,700.00	0	52,400.00	0	722,900.00
Rents - Equipment	5029905004	300,000.00	0	300,000.00	300,000.00	0	0	0	300,000.00	52,000.00	229,000.00	0	0	281,000.00	51,480.00	102,500.00	0	0	102,500.00	0	19,000.00	0	178,500.00
Rents - ICT Machinery and Equipment	5029905008	850,000.00	0	850,000.00	850,000.00	0	0	0	850,000.00	272,200.00	544,400.00	0	0	816,600.00	201,719.64	70,480.36	0	0	272,200.00	0	33,400.00	0	544,400.00
Membership Dues and Contributions to Organizations	5029906000	50,000.00	0	50,000.00	50,000.00	0	0	0	50,000.00	13,630.25	0	0	0	13,630.25	13,630.25	0	0	0	13,630.25	0	36,369.75	0	0
Subscription Expenses	5029907000	369,000.00	0	369,000.00	369,000.00	0	0	0	369,000.00	76,127.00	99,600.00	0	0	175,727.00	0	117,699.00	0	0	117,699.00	0	213,273.00	0	58,028.00
ICT Software Subscription	5029907001	110,000.00	0	110,000.00	110,000.00	0	0	0	110,000.00	0	99,600.00	0	0	99,600.00	0	99,600.00	0	0	99,600.00	0	10,400.00	0	0
Library and Other Reading Materials	5029907004	279,000.00	0	279,000.00	279,000.00	0	0	0	279,000.00	76,127.00	0	0	0	76,127.00	0	18,099.00	0	0	18,099.00	0	202,873.00	0	58,028.00
Financial Expenses	5030100000	3,000.00	0	3,000.00	3,000.00	0	0	0	3,000.00	0	0	0	0	0	0	0	0	0	0	0	3,000.00	0	0
Other Financial Charges	5030199000	3,000.00	0	3,000.00	3,000.00	0	0	0	3,000.00	0	0	0	0	0	0	0	0	0	0	0	3,000.00	0	0
Capital Outlays	5060400000	432,000.00	0	432,000.00	432,000.00	0	0	0	432,000.00	0	0	0	0	0	0	0	0	0	0	0	432,000.00	0	0
Property, Plant and Equipment Outlay	5060405000	145,000.00	0	145,000.00	145,000.00	0	0	0	145,000.00	0	0	0	0	0	0	0	0	0	0	0	145,000.00	0	0
Information and Communication Technology Equipment	5060405003	145,000.00	0	145,000.00	145,000.00	0	0	0	145,000.00	0	0	0	0	0	0	0	0	0	0	0	145,000.00	0	0
Furniture, Fixtures and Books Outlay	5060407000	287,000.00	0	287,000.00	287,000.00	0	0	0	287,000.00	0	0	0	0	0	0	0	0	0	0	0	287,000.00	0	0
Retirement and Life Insurance Premiums	01104102	3,854,000.00	0	3,854,000.00	3,854,000.00	0	0	0	3,854,000.00	909,193.27	908,769.61	0	0	1,817,962.88	909,074.58	908,769.61	0	0	1,817,844.19	0	2,036,037.12	118.69	0
Personnel Services	5010300000	3,854,000.00	0	3,854,000.00	3,854,000.00	0	0	0	3,854,000.00	909,193.27	908,769.61	0	0	1,817,962.88	909,074.58	908,769.61	0	0	1,817,844.19	0	2,036,037.12	118.69	0
Retirement and Life Insurance Premiums	5010301000	3,854,000.00	0	3,854,000.00	3,854,000.00	0	0	0	3,854,000.00	909,193.27	908,769.61	0	0	1,817,962.88	909,074.58	908,769.61	0	0	1,817,844.19	0	2,036,037.12	118.69	0

SUMMARY OF APPROPRIATIONS, ALLOTMENTS, OBLIGATIONS, DISBURSEMENTS AND BALANCES BY OBJECT OF EXPENDITURES
As of the Quarter Ending June 30, 2018

Department : Department of Foreign Affairs (DFA)
Agency : Foreign Service Institute
Operating Unit : N/A
Organization Code (UACS) : 120020000000
Funding Source Code (as clustered) : 01 - Regular Agency Fund

Authorization : 01 - Current Year Appropriations
Report Status : Submitted


Particulars	UACS CODE	Appropriation			Allotments					Current Year Obligations				Current Year Disbursements				Balances					
		Authorized Appropriation	Adjustments (Transfer To/From Realignment)	Adjusted Appropriations	Allotments Received	Adjustments (Withdrawal, Realignment)	Transfer To	Transfer From	Adjusted Total Allotments	1st Quarter Ending March 31	2nd Quarter Ending June 30	3rd Quarter Ending Sept. 30	4th Quarter Ending Dec. 31	Total	1st Quarter Ending March 31	2nd Quarter Ending June 30	3rd Quarter Ending Sept.	4th Quarter Ending Dec. 31	Total	Unreleased Appropriations	Unobligated Allotment	Unpaid Obligations (15-20) = (23+24)	
1	2	3	4	5=(3+4)	6	7	8	9	10=(6+(-7)-8+9)	11	12	13	14	15=(11+12+13+14)	16	17	18	19	20=(16+17+18+19)	21=(5-10)	22=(10-15)	23	24
III. Special Purpose Fund	0	0	0	0	0	0	0	0	0	0	0	0	0	0	0	0	0	0	0	0	0	0	0
Pension and Gratuity Fund	01101407	0	894,721.00	894,721.00	894,721.00	0	0	0	894,721.00	894,719.96	0	0	0	894,719.96	894,719.96	0	0	0	894,719.96	0	0	1.04	0
Personnel Services	0	0	894,721.00	894,721.00	894,721.00	0	0	0	894,721.00	894,719.96	0	0	0	894,719.96	894,719.96	0	0	0	894,719.96	0	0	1.04	0
Other Personnel Benefits	5010400000	0	894,721.00	894,721.00	894,721.00	0	0	0	894,721.00	894,719.96	0	0	0	894,719.96	894,719.96	0	0	0	894,719.96	0	0	1.04	0
Terminal Leave Benefits	5010403000	0	894,721.00	894,721.00	894,721.00	0	0	0	894,721.00	894,719.96	0	0	0	894,719.96	894,719.96	0	0	0	894,719.96	0	0	1.04	0
Terminal Leave Benefits - Civilian	5010403001	0	894,721.00	894,721.00	894,721.00	0	0	0	894,721.00	894,719.96	0	0	0	894,719.96	894,719.96	0	0	0	894,719.96	0	0	1.04	0
GRAND TOTAL	0	0	0	0	0	0	0	0	0	0	0	0	0	0	0	0	0	0	0	0	0	0	0
Grand Total	0	84,926,000.00	894,721.00	85,820,721.00	85,820,721.00	0	0	0	85,820,721.00	14,469,593.51	24,913,226.52	0	0	39,382,820.03	13,553,015.90	21,908,240.62	0	0	35,461,256.52	0	46,437,900.97	2,005,244.96	1,916,318.55

This report was generated using the Unified Reporting System on 10/07/2018 14:19

Certified Correct:


MARY ANN M. FAIGAO
Budget Officer
Date: 10 July 2018

Certified Correct:


VERONICA V. MANIPS
Accountant III
Date: 10 July 2018

Approved By:


CARMELITA S. MARASIGAN
Officer-In-Charge, Foreign Service Institute
Date: 10 July 2018

List of Allotments and Sub-Allotments
As of the quarter ending June 30, 2018

Authorization :01 - Current Year Appropriations

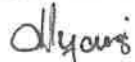
Department : Department of Foreign Affairs (DF)
Agency : Foreign Service Institute
Operating Unit : N/A
Organization Code (UACS) : 120020000000
Funding Source Code (as clustered) : 01 - Regu
(e.g. Fund Cluster: 101,102, 151)

Report Status :SUBMITTED

No.	Allotments / Sub-Allotments		Funding Source		Allotments					Sub-Allotment to Regions/Operating Units					Total Allotments / Net of Sub-allotments				
	Number	Date	Description	UACS Code	PS	MOOE	CO	FINEX	Total	PS	MOOE	CO	FINEX	Total	PS	MOOE	CO	FINEX	Total
1	2	3	4	5	6	7	8	9	10=(6+7+8+9)	11	12	13	14	15=(11+12+13+14)	16	17	18	19	20=(16+17+18+19)
	A. Allotments Received From DBM																		
1	GAA FY 2018	2018-01-08	Specific Budgets of National Government Agencies	01101101	47,479,000.00	33,158,000.00	432,000.00	3,000.00	81,072,000.00						47,479,000.00	33,158,000.00	432,000.00	3,000.00	81,072,000.00
2	GARO No. 2018-1	2018-01-08	Retirement and Life Insurance Premiums	01104102	3,854,000.00				3,854,000.00						3,854,000.00				3,854,000.00
3	SARO-BMB-D-18-0001043	2018-02-08	Pension and Gratuity Fund	01101407	161,300.00				161,300.00						161,300.00				161,300.00
4	SARO-BMB-D-18-0003013	2018-02-28	Pension and Gratuity Fund	01101407	733,421.00				733,421.00						733,421.00				733,421.00
	Sub-total				52,227,721.00	33,158,000.00	432,000.00	3,000.00	85,820,721.00						52,227,721.00	33,158,000.00	432,000.00	3,000.00	85,820,721.00
	B. Sub-allotments received from Central Office/Regional																		
	Total Allotments				52,227,721.00	33,158,000.00	432,000.00	3,000.00	85,820,721.00						52,227,721.00	33,158,000.00	432,000.00	3,000.00	85,820,721.00
	Summary by Funding Source Code:																		
			Specific Budgets of National Government Agencies	01101101	47,479,000.00	33,158,000.00	432,000.00	3,000.00	81,072,000.00						47,479,000.00	33,158,000.00	432,000.00	3,000.00	81,072,000.00
			Pension and Gratuity Fund	01101407	894,721.00				894,721.00						894,721.00				894,721.00
			Retirement and Life Insurance Premiums	01104102	3,854,000.00				3,854,000.00						3,854,000.00				3,854,000.00

This report was generated using the Unified Reporting System on 11/07/2018 15:31

Certified Correct:



MARY ANN M. FAIGAO
Budget Officer